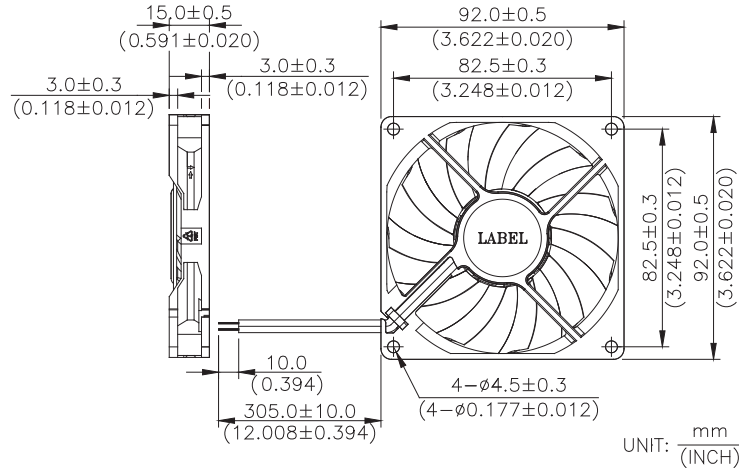


# AFB 92 x 92 x 15 MM SERIES

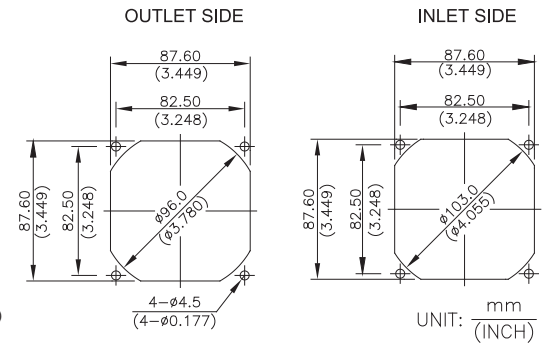
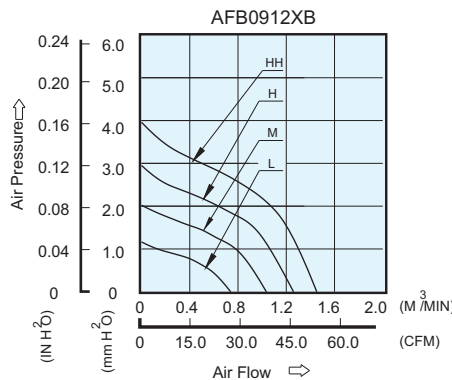
## DIMENSIONS DRAWING



- \* Bearing Type  
Two Ball Bearings
- \* Material  
Impeller & Frame : Plastic(UL 94V-0)
- \* Lead Wires :  
UL 1007 AWG #24 OR Equivalent  
Red Wire Positive(+)  
Black Wire Negative(-)
- \* Weight : 68g (2.39 OZ)
- \* Rib Type Only

## P & Q CURVE (AT RATED VOLTAGE)

## MOUNTING PANEL CUTOUT



MODEL		Rated Voltage	Operating Voltage Range	Input Current	Input Power	Speed	Maximum Air Flow		Maximum Air Pressure		Noise
PART NO.	FUNCTION	VDC	VDC	Amp	Watt	R.P.M.	m <sup>3</sup> /min	CFM	mmH <sub>2</sub> O	IN H <sub>2</sub> O	dB-A
AFB0912LB	-R00 / -F00	12	5.0 to 13.8	0.10	1.20	1800	0.739	26.09	1.16	0.045	25.0
AFB0912MB	-R00 / -F00	12	5.0 to 13.8	0.13	1.56	2300	1.035	36.55	2.02	0.079	32.5
AFB0912HB	-R00 / -F00	12	5.0 to 13.8	0.21	2.52	2800	1.260	44.49	2.95	0.116	37.5
AFB0912HHB	-R00 / -F00	12	5.0 to 12.6	0.31	3.72	3300	1.453	51.53	3.96	0.156	41.5

\* Function type is optional.  
 \* The max. air flow and the speed are measured in free air ; max. air pressure is measured at zero air flow.  
 \* Noise is measured in anechoic chamber in free air, one meter from intake side.  
 \* All readings are typical values at rated voltage.  
 \* Specifications are subject to change without notice.